

Careers Guidance E-Pack

Labour market information by region

Quarter 4, 2018

**National
Careers
Service**

Helping you take
the next step

Labour Market Information

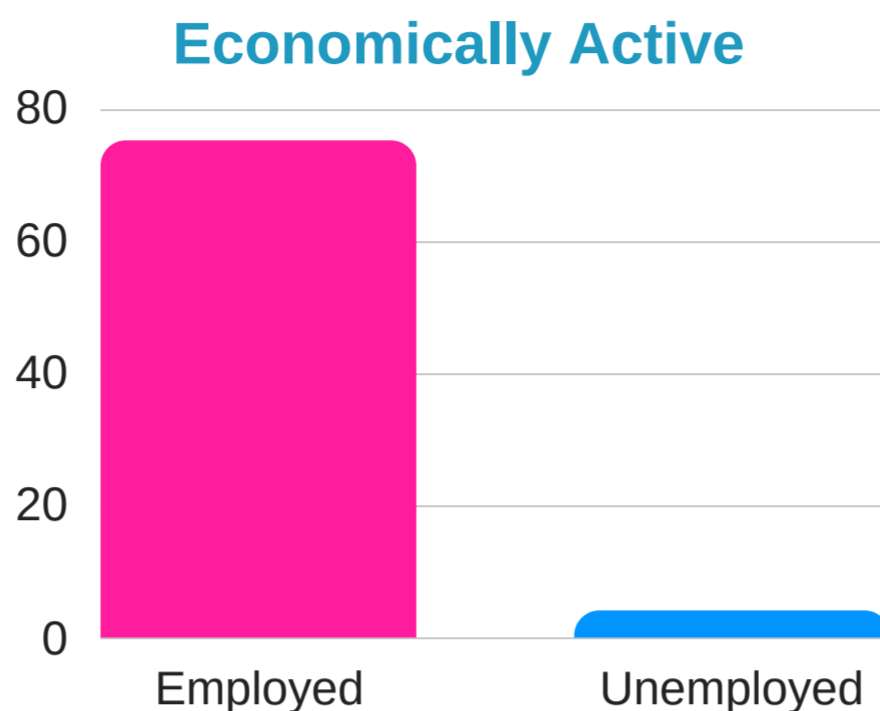


National Careers Service
Helping you take the next step

Manchester, Staffordshire, Cheshire and Warrington

Employment

75.3% of people in this area are employed. **lower** than the UK average of **75.7%**.



Unemployment


4.1% of people in this area are unemployed. The **same** as the UK average of **4.1%**.



The average income is **£27,539** a year

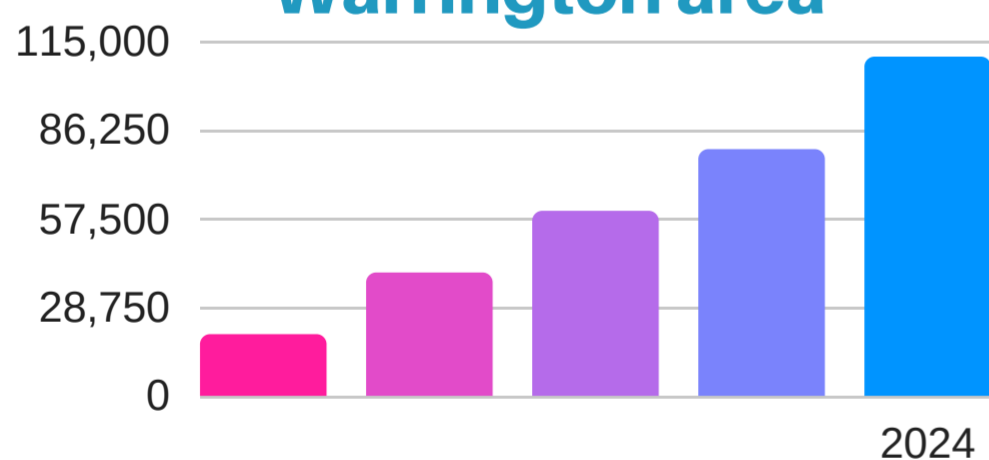


On average people in this area work **31.7** hours a week



Out of 12 regional areas, this area is the **5th** most productive

Growth in the Manchester, Staffordshire, Cheshire and Warrington area



+110,000 jobs by 2024 in this area

Sectors set to grow

- Finance
- Construction
- Information Technology
- Transport and Storage
- Professional Services
- Health and Social Work

Where are the most jobs now?



Wholesale and Retail



Administration



Health and Social Care



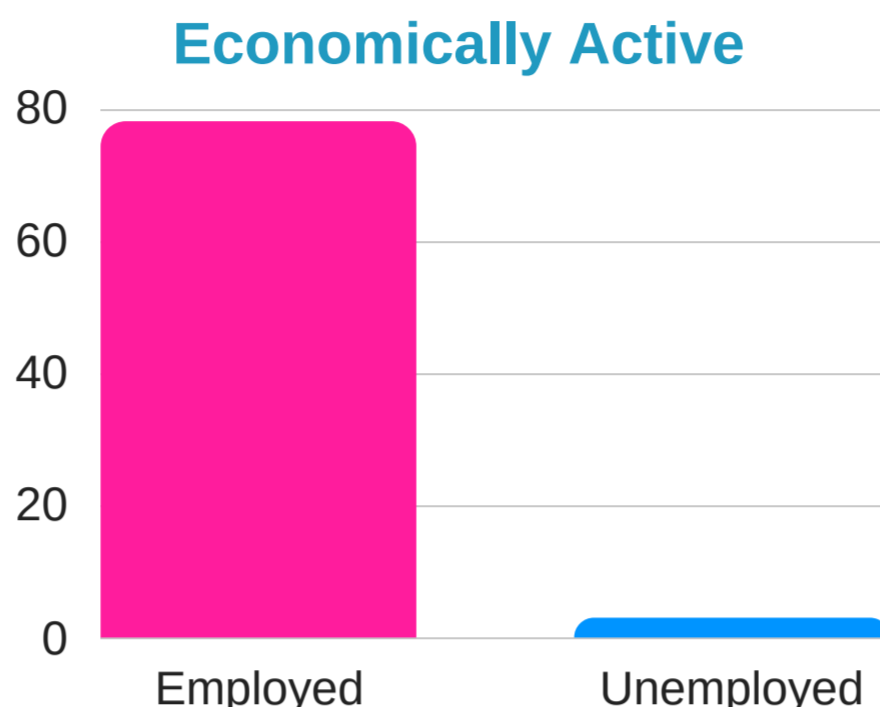
Manufacturing

**LMI obtained from the Office for National Statistics and Gov.uk. Last updated January 2019*

East of England

Employment

78.2% of people in the East of England are employed. **Higher** than the UK average of **75.7%**.



Unemployment

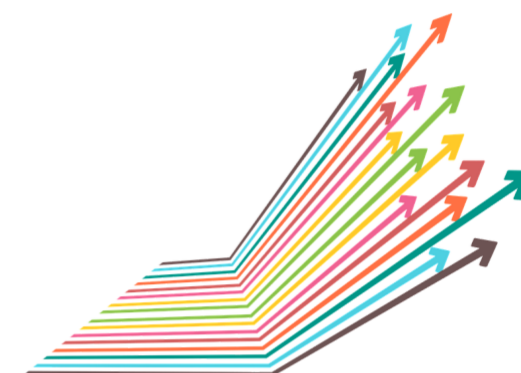
3% of people in the East of England are unemployed. **Lower** than the UK average of **4.1%**.



The average income is **£30,695** a year

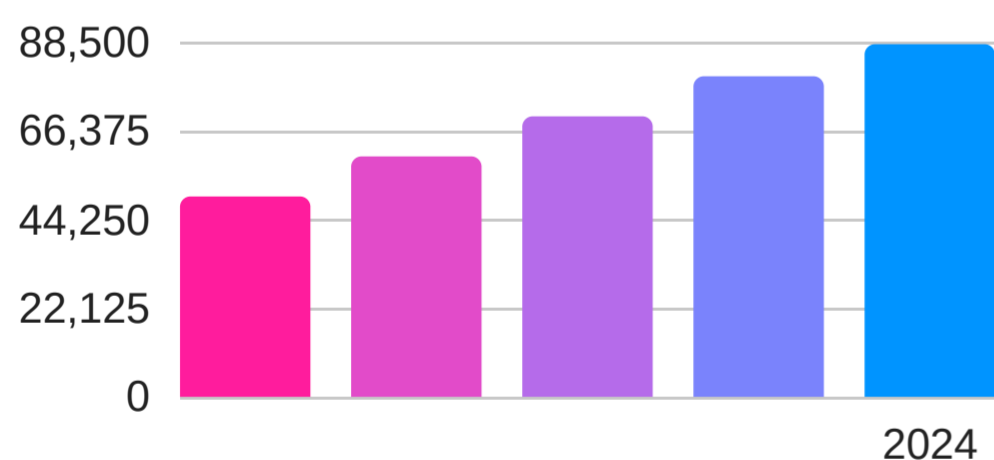


On average people in the East of England work **32.2** hours a week



Out of 12 regional areas the East of England is the **4th** most productive

Growth in the East of England



+88,000 jobs by 2024 in the East of England

Sectors set to grow

Health and Social Care
Support Services
Construction
Wholesale and Retail
Information Technology
Professional Services

Where are the most jobs now?



Wholesale and Retail



Administration



Health and Social Care



Professional, Scientific And Technology

East Midlands

Employment

75.8% of people in the East Midlands are employed. **Higher** than the UK average of **75.7%**.



Unemployment


4.3% of people in the East Midlands are unemployed. **Higher** than the UK average of **4.1%**.



The average income is **£27,554** a year

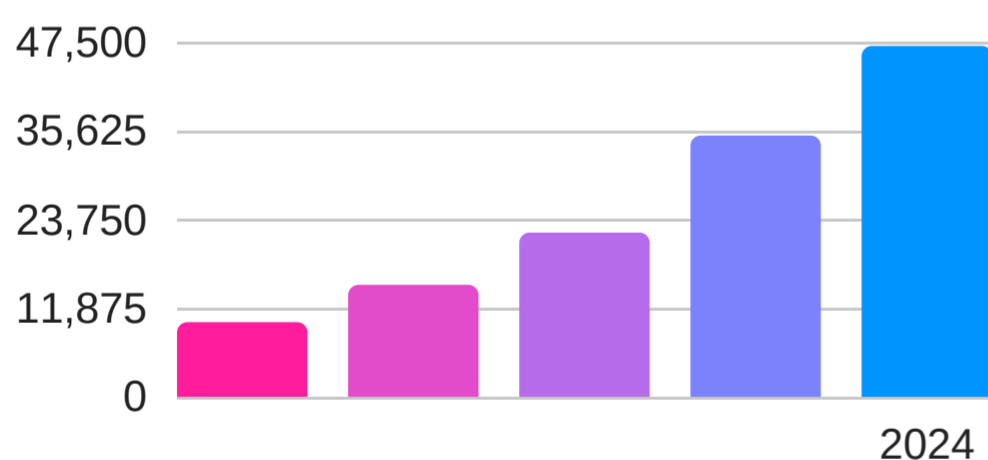


On average people in the East Midlands work **31.5 hours** a week



Out of 12 regional areas the East Midlands is the **9th** most productive

Growth in the East Midlands



+47,000 jobs by 2024 in the East Midlands

Sectors set to grow

- Construction
- Wholesale and Retail
- Health and Social Work
- Support Services
- Information and Technology

Where are the most jobs now?



Wholesale and Retail



Manufacturing



Health and Social Care



Education

South West

Employment

78.7% of people in the South West are employed.
Higher than the UK average of **75.7%**.



Unemployment


3% of people in the South West are unemployed. **Lower** than the UK average of **4.1%**.



The average income is **£27,955** a year

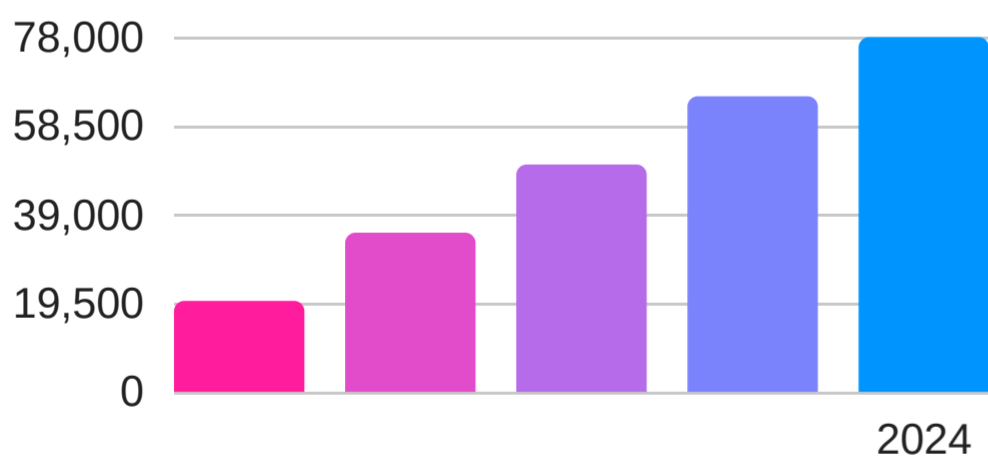


On average people in the South West work **30.9** hours a week



Out of 12 regional areas the South West is the **6th** most productive

Growth in the South West



+78,000 jobs by 2024 in the South West


Sectors set to grow

- STEM
- Health and Social Work
- Construction
- Professional Services
- Wholesale and Retail

Where are the most jobs now?



Wholesale and Retail



Accommodation And Food Service



Health and Social Care



Education

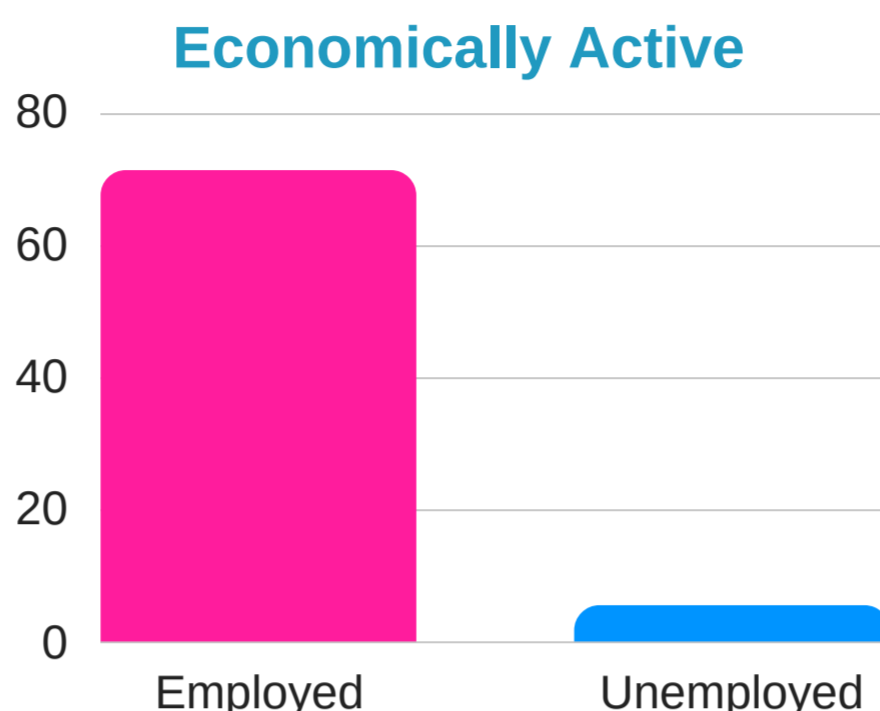


North East

Employment

71.4% of people in the North East are employed.

Lower than the UK average of **75.7%**.



Unemployment

5.5% of people in the North East are unemployed.


Higher than the UK average of **4.1%**.



The average income is **£26,603** a year

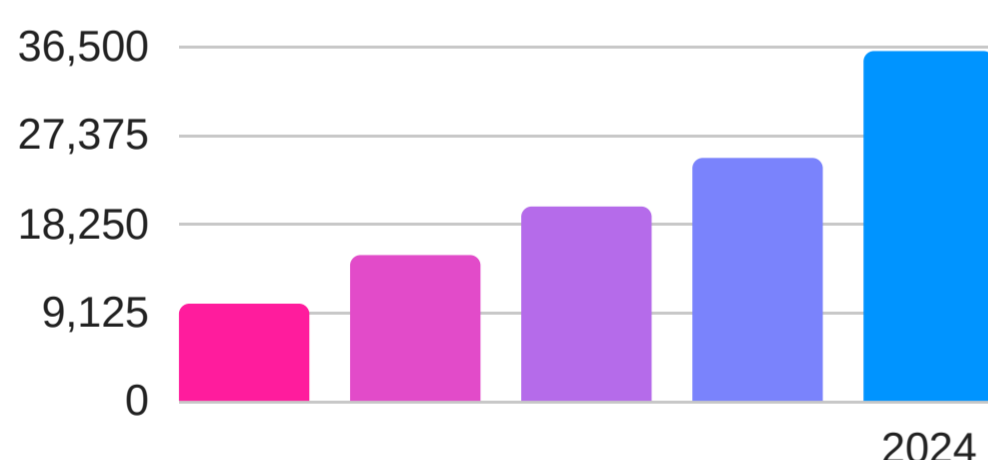


On average people in the North East work **31.3** hours a week



Out of 12 regional areas the North East is the **7th** most productive

Growth in the North East



+36,000 jobs by 2024 in the North East

Sectors set to grow

Teaching and Education
Health and Social Work
Information Technology
Professional Services
Construction
Finance and Insurance

Where are the most jobs now?



Wholesale and Retail



Manufacturing



Health and Social Care

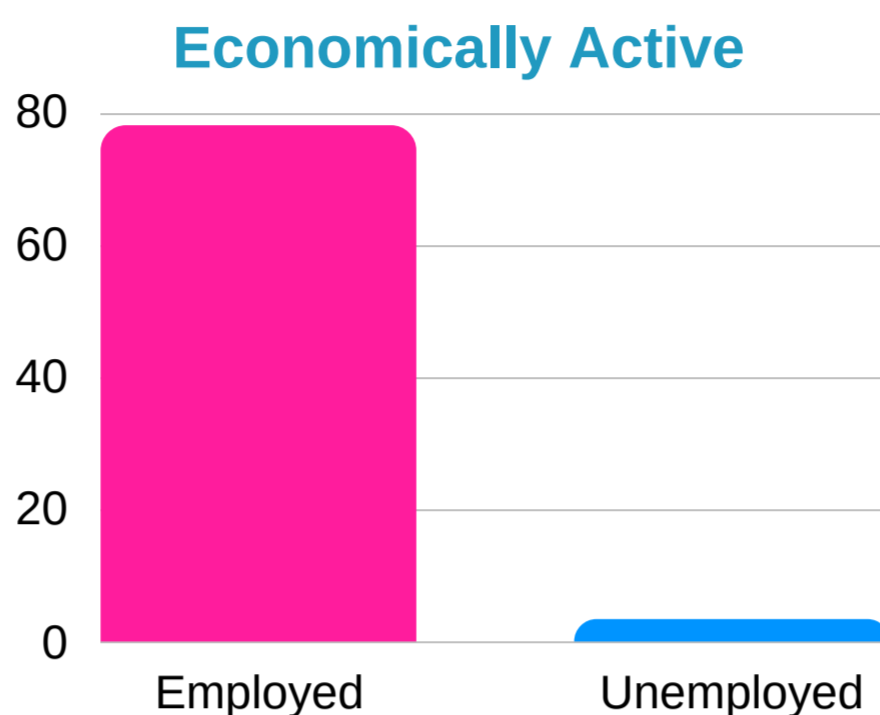


Education

South Central

Employment

78.2% of people in the South Central area are employed. **Higher** than the UK average of **75.7%**.



Unemployment


3.4% of people in the South Central area are unemployed. **Lower** than the UK average of **4.1%**.



The average income is **£31,954** a year

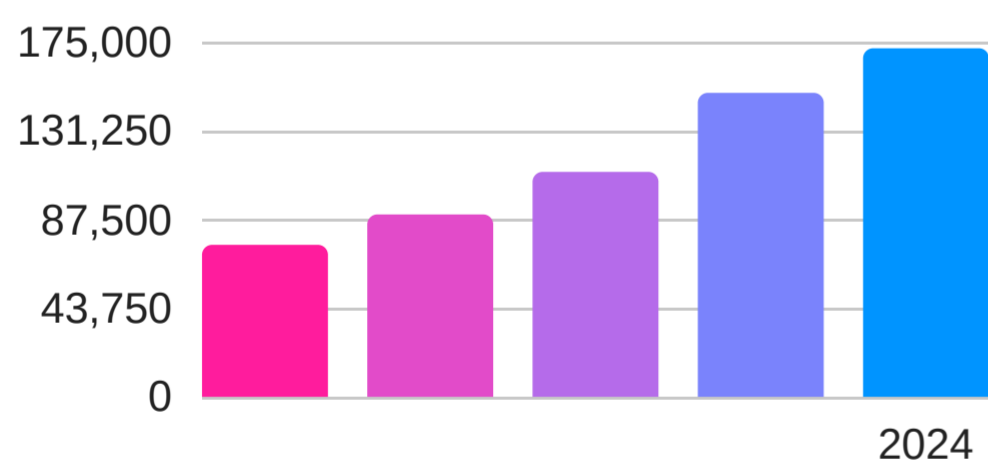


On average people in the South Central area work **31.4** hours a week



Out of 12 regional areas the South Central area is the **2nd** most productive

Growth in the South Central area



+172,000 jobs by 2024 in the South Central area

Sectors set to grow

- Support Services
- Professional Services
- Information and Technology
- Construction
- Health and Social Care

Where are the most jobs now?



Wholesale and Retail



Professional, Scientific and Technology



Health and Social Care

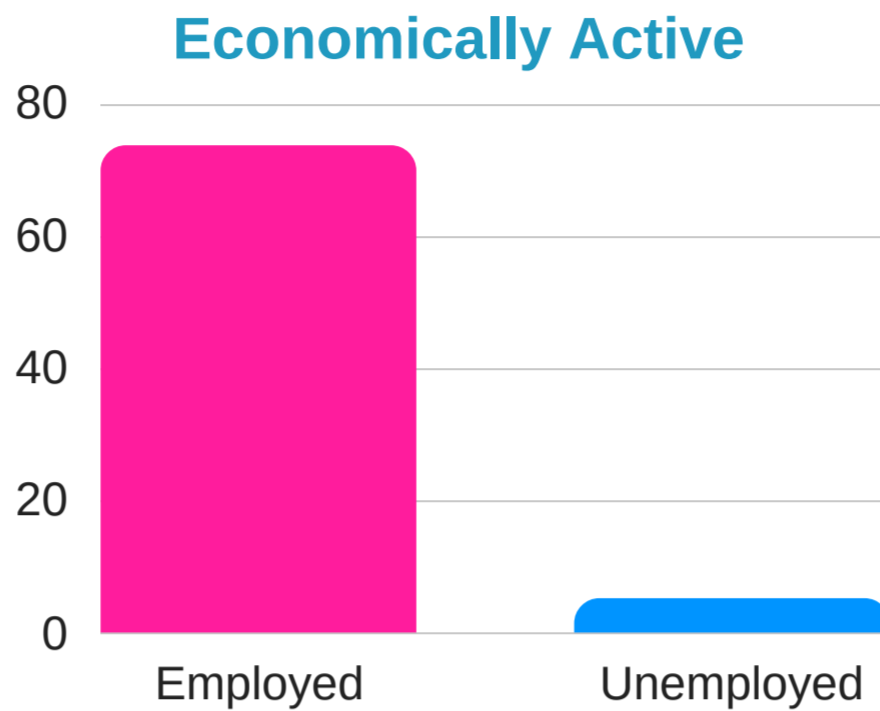


Education

West Midlands

Employment

73.8% of people in the West Midlands are employed.
Lower than the UK average of **75.7%**.



Unemployment


5.2% of people in the West Midlands are unemployed.
Higher than the UK average of **4.1%**.



The average income is **£27,903** a year

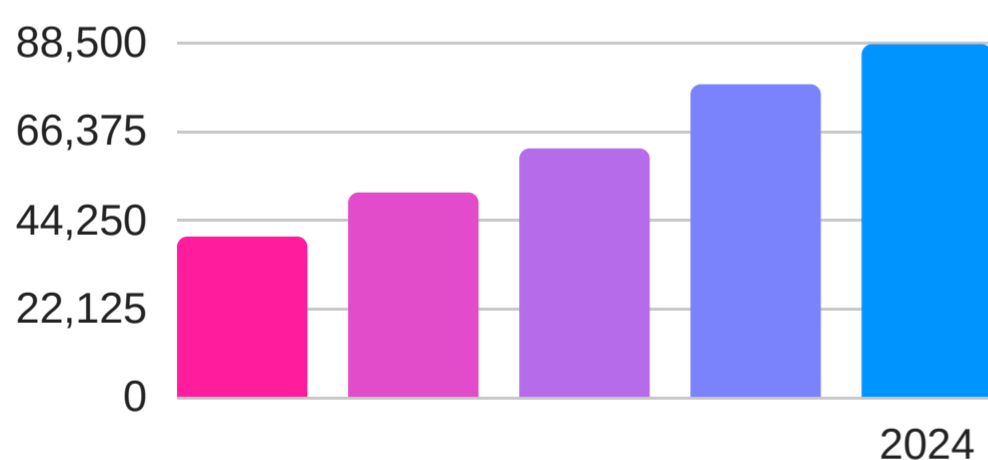


On average people in the West Midlands work **31.7** hours a week



Out of 12 regional areas the West Midlands is the **8th** most productive

Growth in the West Midlands



+88,000 jobs by 2024 in the West Midlands

Sectors set to grow

Construction
Health and Social Work
Support Services
Transport and Storage
Professional Services

Where are the most jobs now?



Wholesale and Retail



Education



Health and Social Care

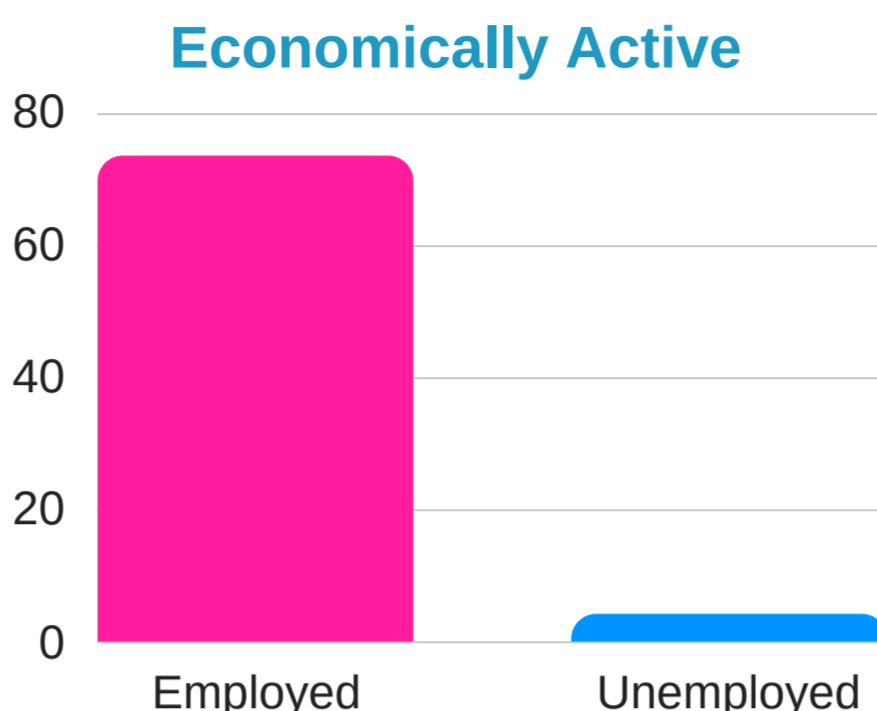


Manufacturing

Liverpool, Cumbria and Lancashire

Employment

75.3% of people in this region are employed.
Lower than the UK average of **75.7%**.



Unemployment


4.1% of people in this region are unemployed.
The **same** as the UK average of **4.1%**.



The average income is **£27,539** a year

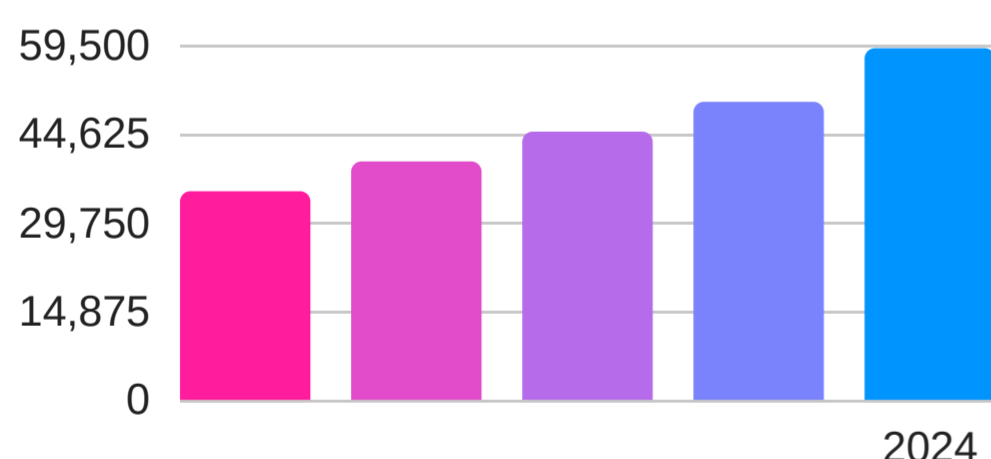


On average people in the Liverpool, Cumbria and Lancashire work **31.7** hours a week



Out of 12 regional areas Liverpool, Cumbria and Lancashire is the **5th** most productive

Growth in Liverpool, Cumbria and Lancashire



+59,000 jobs by 2024 in Liverpool, Cumbria and Lancashire

Sectors set to grow

- Health and Social Care
- Professional Services
- Support Services
- Information Technology
- Construction
- Wholesale and Retail

Where are the most jobs now?



Wholesale and Retail



Health and Social Care



Manufacturing

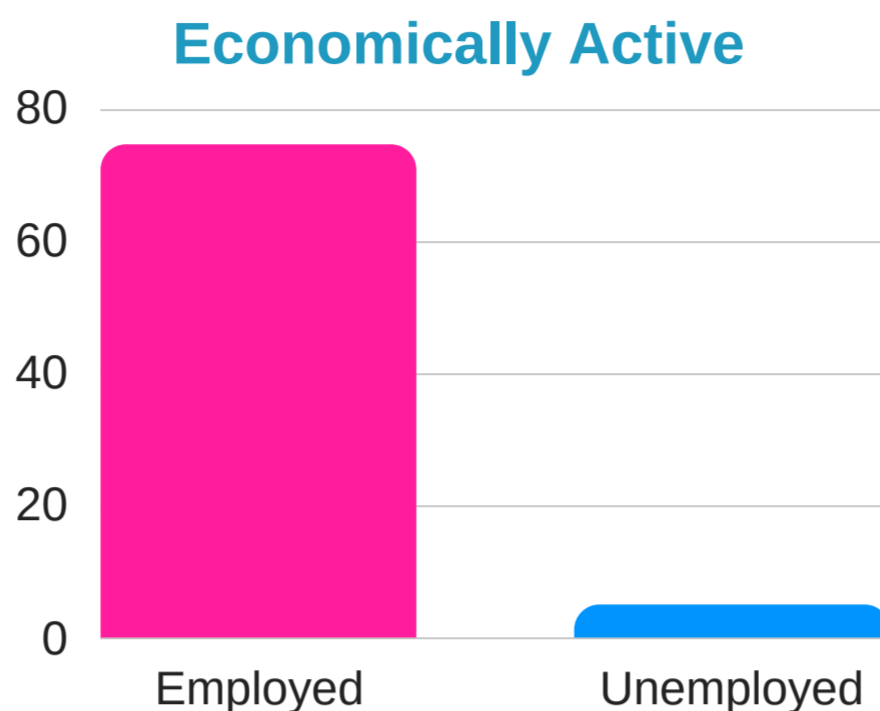


Administration

London

Employment

75.5% of people in London are employed.
Lower than the UK average of **75.7%**.



Unemployment


4.7% of people in London are unemployed.
Higher than the UK average of **4.1%**.



The average income is **£34,881** a year

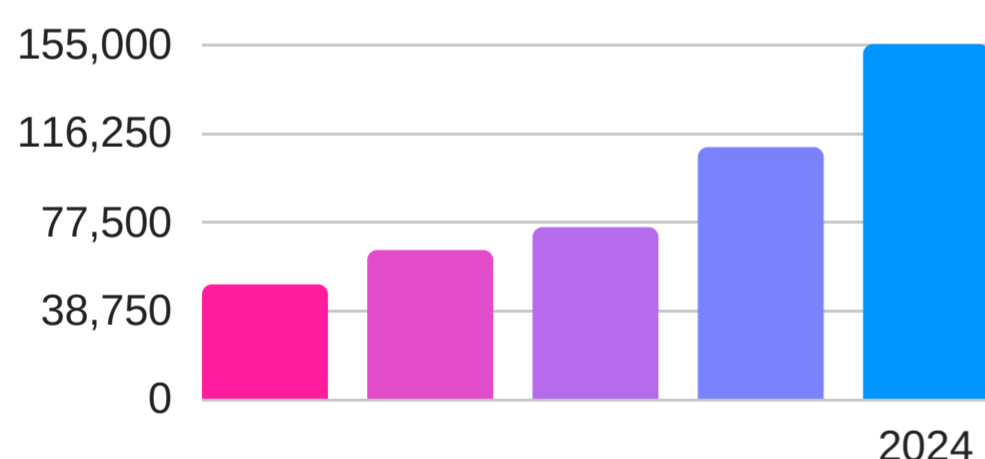


On average people in London work **33.5** hours a week



Out of 12 regional areas London is the **most** productive area

Growth in London



+155,000 jobs by 2024 in London

Sectors set to grow

Professional Services
Information Technology
Health and Social Work
Construction
Finance and Insurance


Where are the most jobs now?



Wholesale and Retail



Administration



Science and Technology

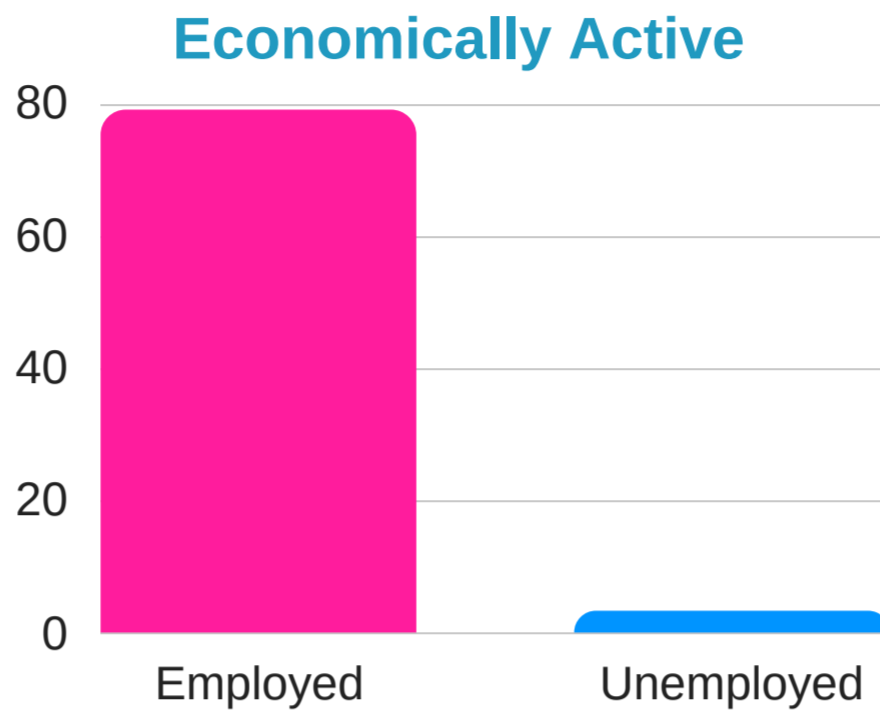


Health and Social Care

South East

Employment

78.2% of people in the South East are employed.
Higher than the UK average of **75.7%**.



Unemployment


3.4% of people in the South East are unemployed.
Lower than the UK average of **4.1%**.



The average income is **£31,954** a year

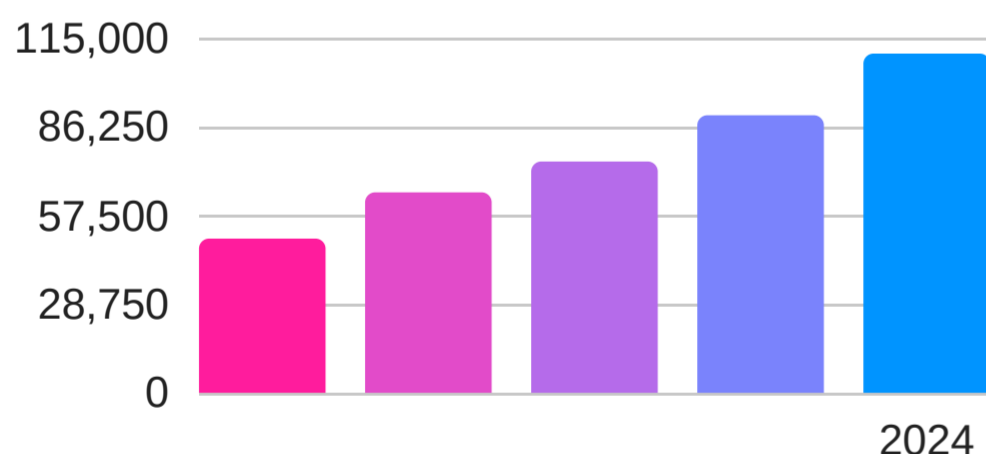


On average people in the South East work **31.4** hours a week



Out of 12 regional areas the South East is the **2nd** most productive

Growth in the South East



+110,000 jobs by 2022 in the South East

Sectors set to grow

- Construction
- Health and Social Work
- Professional Services
- Wholesale and Retail
- Support Services
- Transport and Storage

Where are the most jobs now?



Wholesale and Retail



Health and Social Care



Professional, Scientific and Technology



Education

Thames Valley

Employment

78.2% of people in the Thames Valley region are employed. **Higher** than the UK average of **75.7%**.



Unemployment


3.4% of people in the Thames Valley are unemployed. **Lower** than the UK average of **4.1%**.



The average income is **£27,955** a year

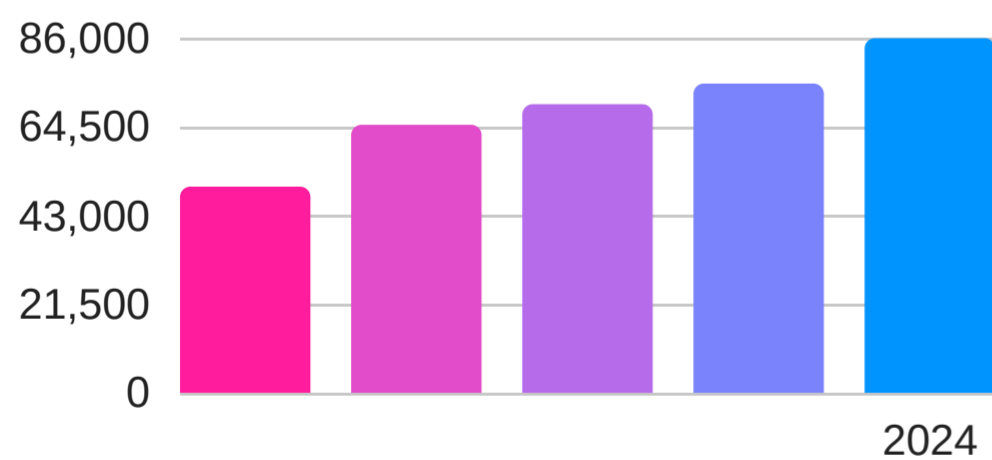


On average people in the Thames Valley region work **30.9** hours a week



Out of 12 regional areas the Thames Valley region is the **2nd** most productive

Growth in the Thames Valley region




+86,000 jobs by 2024 in the Thames Valley region

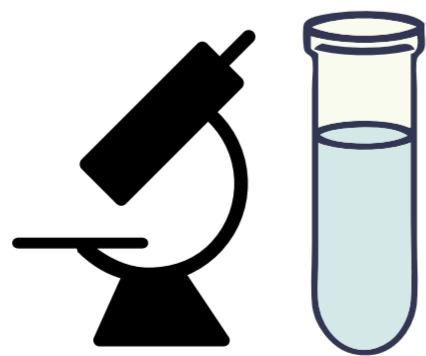
Sectors set to grow

- Construction
- Information Technology
- Professional Services
- Support Services
- Health and Social Work
- Wholesale and Retail

Where are the most jobs now?



Accommodation and Food Service



Science and Technology



Health and Social Care

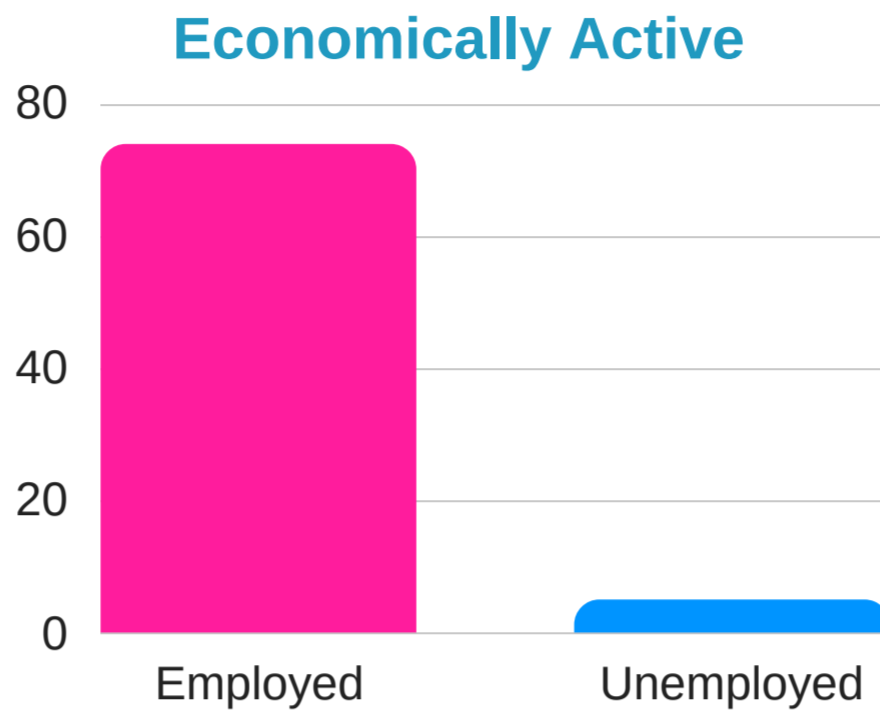


Wholesale and Retail

Yorkshire and Humber

Employment

74.1% of people in Yorkshire and Humber are employed. **Lower** than the UK average of **75.7%**.



Unemployment


4.7% of people in Yorkshire and Humber are unemployed. **Higher** than the UK average of **4.1%**.



The average income is **£27,086** a year

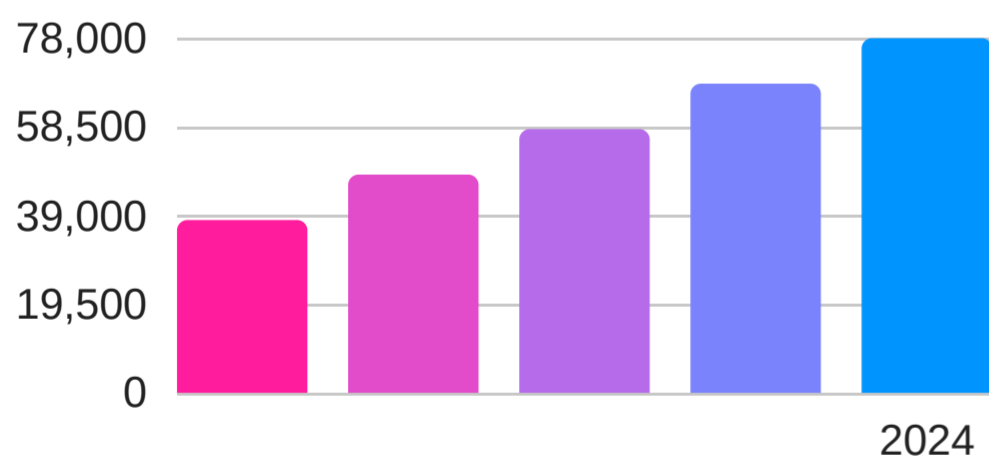


On average people in Yorkshire and Humber work **31.4** hours a week



Out of 12 regional areas Yorkshire and Humber is the **10th** most productive

Growth in Yorkshire and Humber



+78,000 jobs by 2024 in Yorkshire and Humber

Sectors set to grow

- Health and Social Work
- Professional Services
- Construction
- Information Technology
- Transport and Storage
- Wholesale and Retail

Where are the most jobs now?



Wholesale and Retail



Manufacturing



Education



Health and Social Care