

Labour market information by region

**April - June
2019**

**National
Careers
Service**

Helping you take
the next step

Manchester, Staffordshire, Cheshire and Warrington

Employment

75.1% of people are employed.

Lower than the UK average of **76.1%**.



Unemployment

3.6% of people are unemployed.

Lower than the UK average of **3.9%**.

Salary



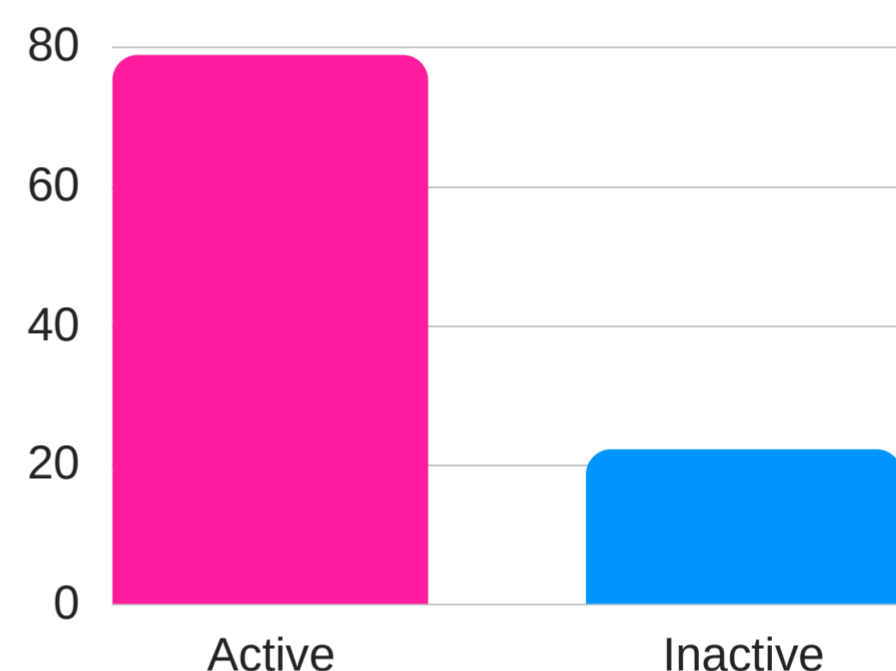
The average income is **£27,539** a year

Working Hours

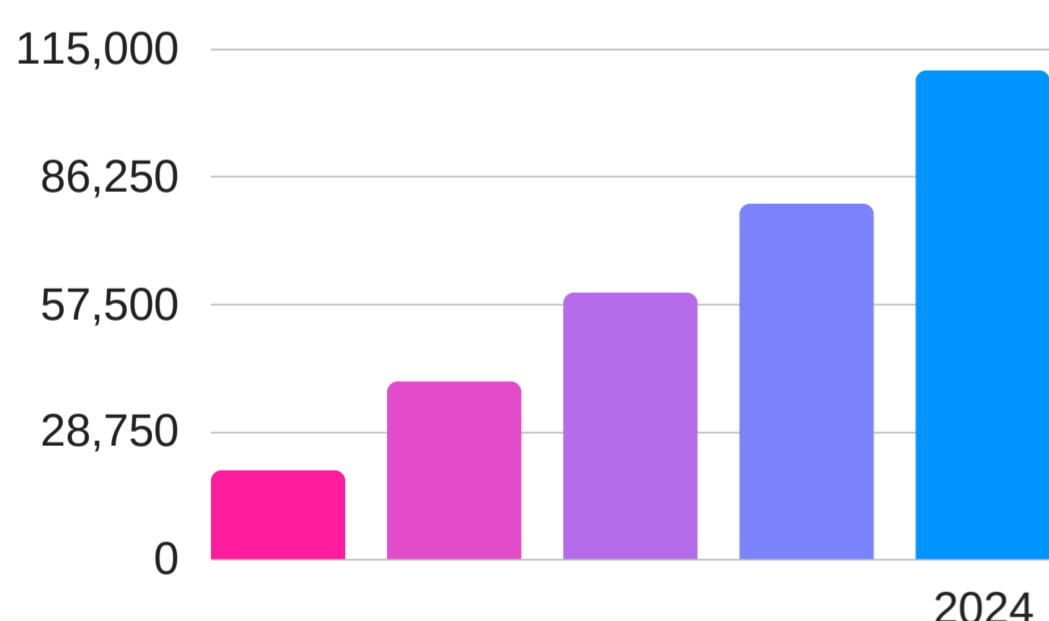


On average people **31.7** hours a week

Economically Active



Predicted Job Growth



+110,000 jobs
by 2024 in
this area.

Growth hotspot!

Sectors set to grow

- Finance & Business
- Construction
- Information Technology
- Transport and Storage
- Cultural & Creative
- Health and Social Work

Where are the most jobs now?



Wholesale and
Retail



Administration



Health and
Social Care



Manufacturing



Science and
Technology

East of England

Employment

79.3% of people are employed. **Higher** than the UK average of **76.1%**.



Unemployment

3.2% of people are unemployed. **Lower** than the UK average of **3.9%**.

Salary



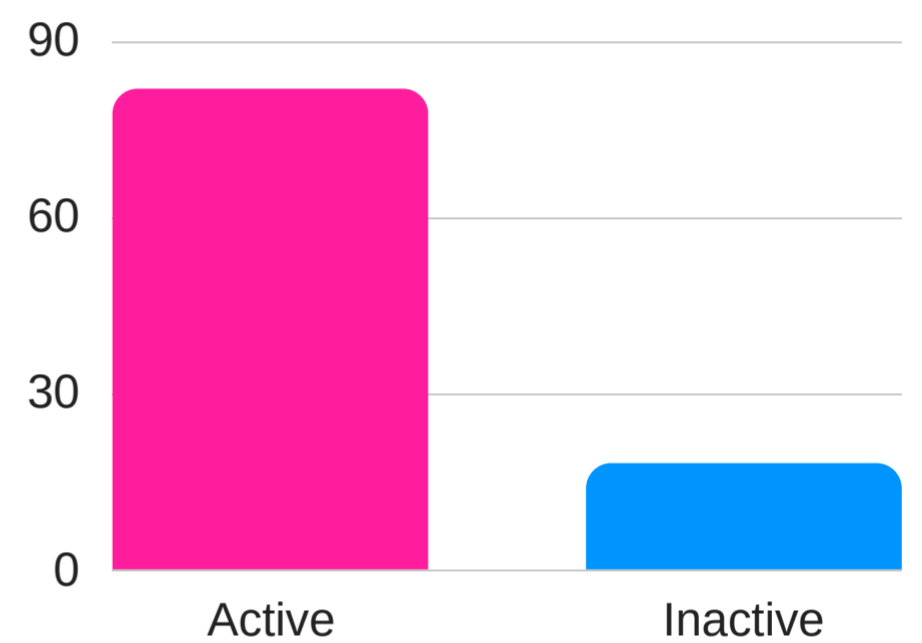
The average income is **£29,021** a year

Working Hours

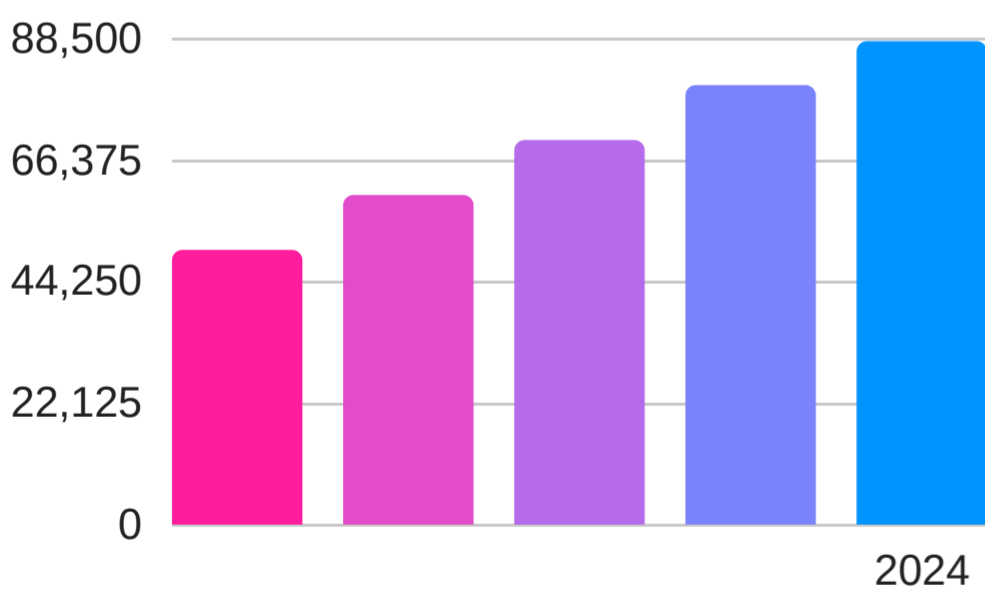


On average people work **32.2** hours a week

Economically Active



Predicted Job Growth



+88,000 jobs by 2024 in the East of England

Sectors set to grow

- Health and Social Care
- Support Services
- Construction
- Wholesale and Retail
- Information Technology
- Professional Services

Where are the most jobs now?



Wholesale and Retail



Administration



Health and Social Care



Education



Science and Technology

East Midlands

Employment

75.4% of people are employed.
Lower than the UK average of **76.1%**.



Unemployment

4.7% of people are unemployed. **Higher** than the UK average of **3.9%**.

Salary



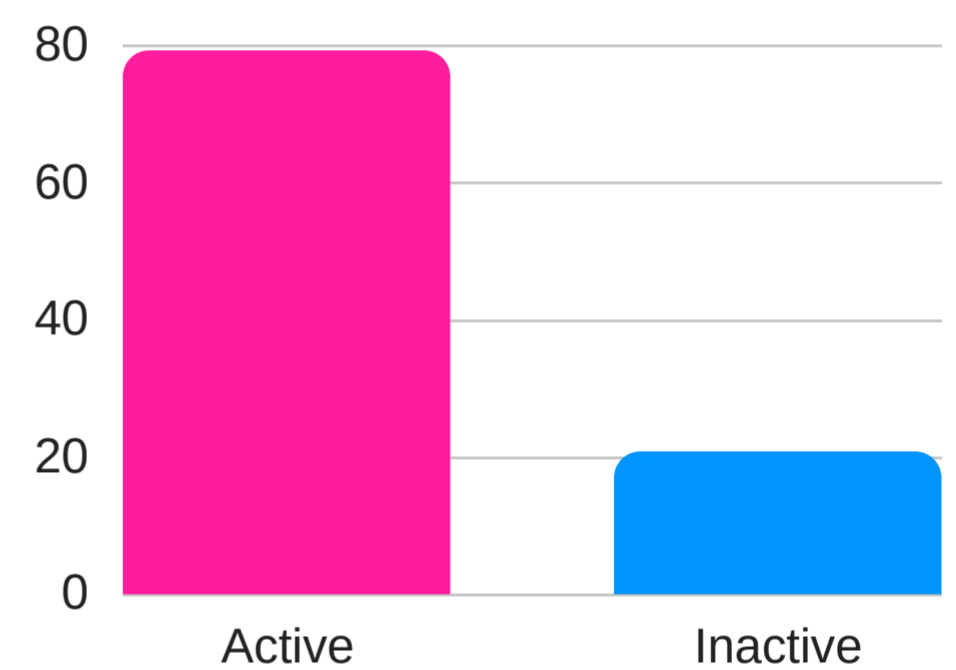
The average income is **£26,826** a year

Working Hours

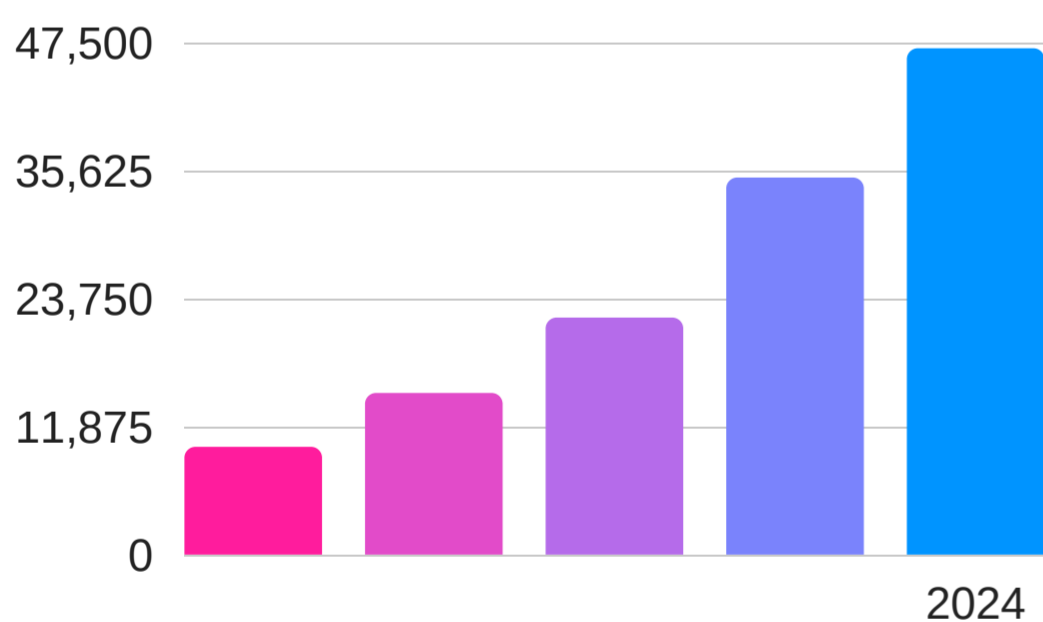


On average people work **31.5 hours** a week

Economically Active



Predicted Job Growth



+47,000 jobs by 2024 in the East Midlands

Sectors set to grow

- Construction
- Wholesale and Retail
- Health and Social Work
- Transport & Storage
- Science & Technology
- Manufacturing

Where are the most jobs now?



Wholesale and Retail



Manufacturing



Health and Social Care



Education



Administration

South West

Employment

79.9% of people are employed.

Higher than the UK average of **76.1%**.



Unemployment

2.9% of people are unemployed. **Lower** than the UK average of **3.9%**.

Salary



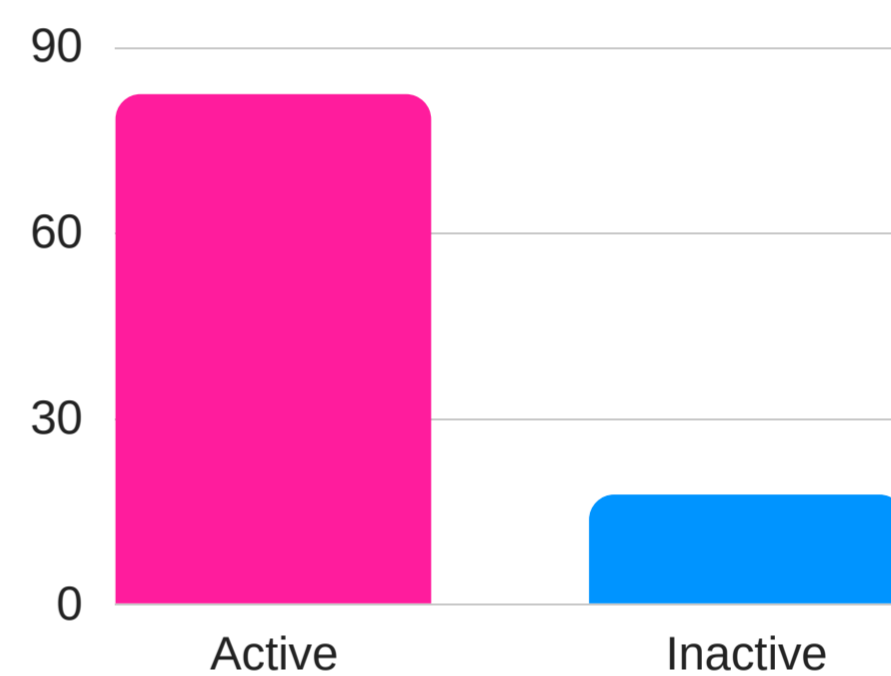
The average income is **£27,622** a year

Working Hours

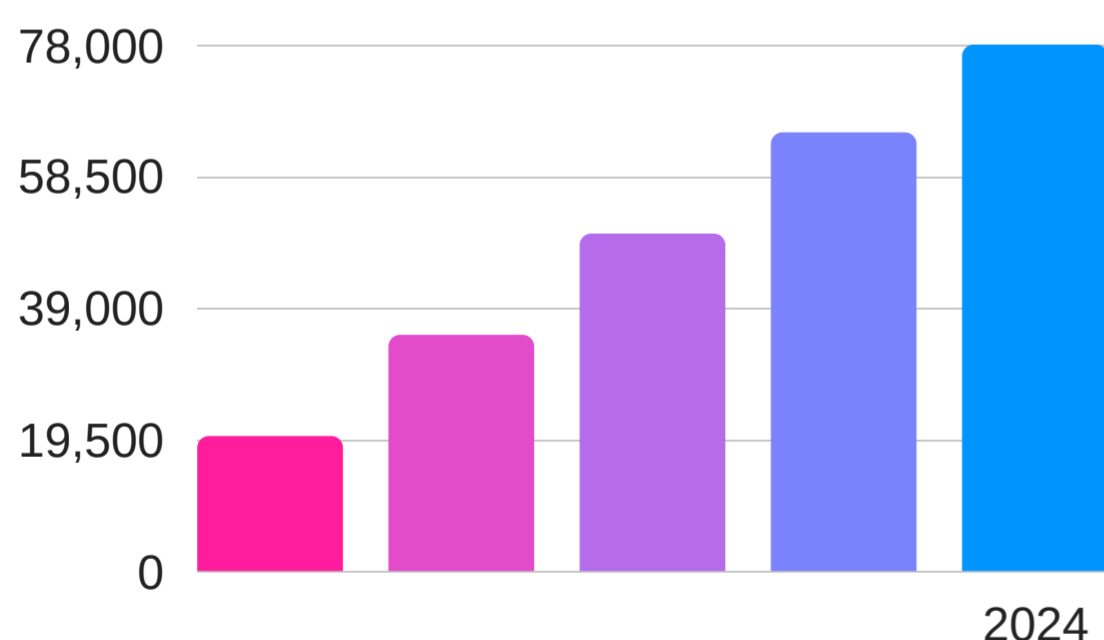


On average people work **30.9** hours a week

Economically Active



Predicted Job Growth



+68,000 jobs by 2024 in the South West

Sectors set to grow

- STEM
- Health and Social Work
- Construction
- Professional Services
- Wholesale and Retail

Where are the most jobs now?



Wholesale and Retail



Accommodation and Food Service



Health and Social Care



Science and Technology



Education

North East

Employment

72.5% of people are employed.

Lower than the UK average of **76.1%**.



Unemployment

5.1% of people are unemployed.

Higher than the UK average of **3.9%**.

Salary



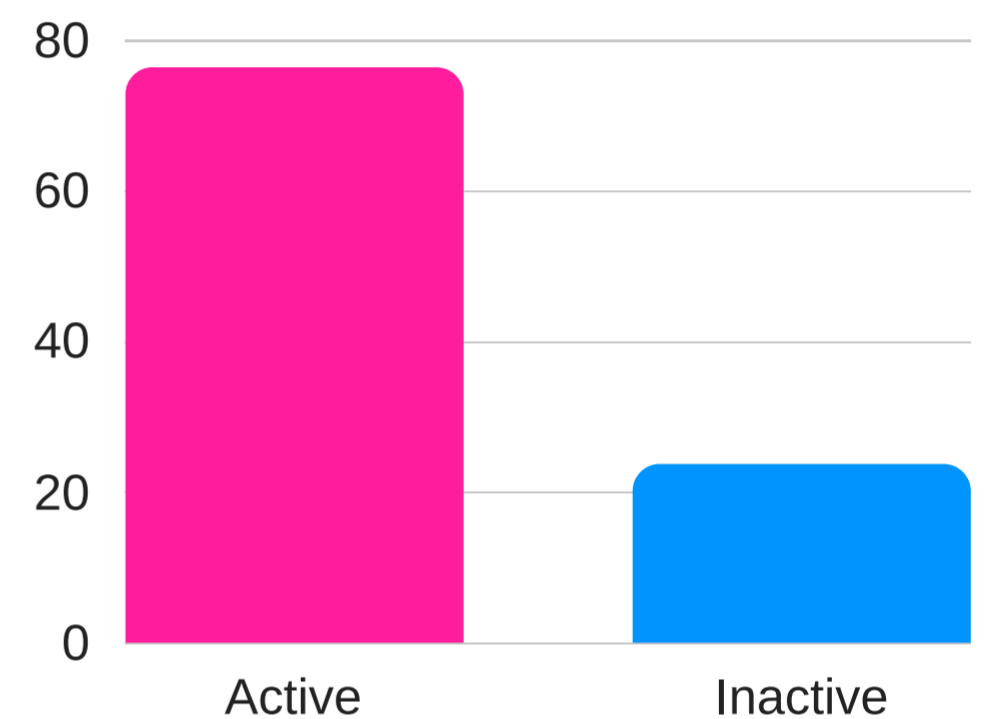
The average income is **£26,353** a year

Working Hours

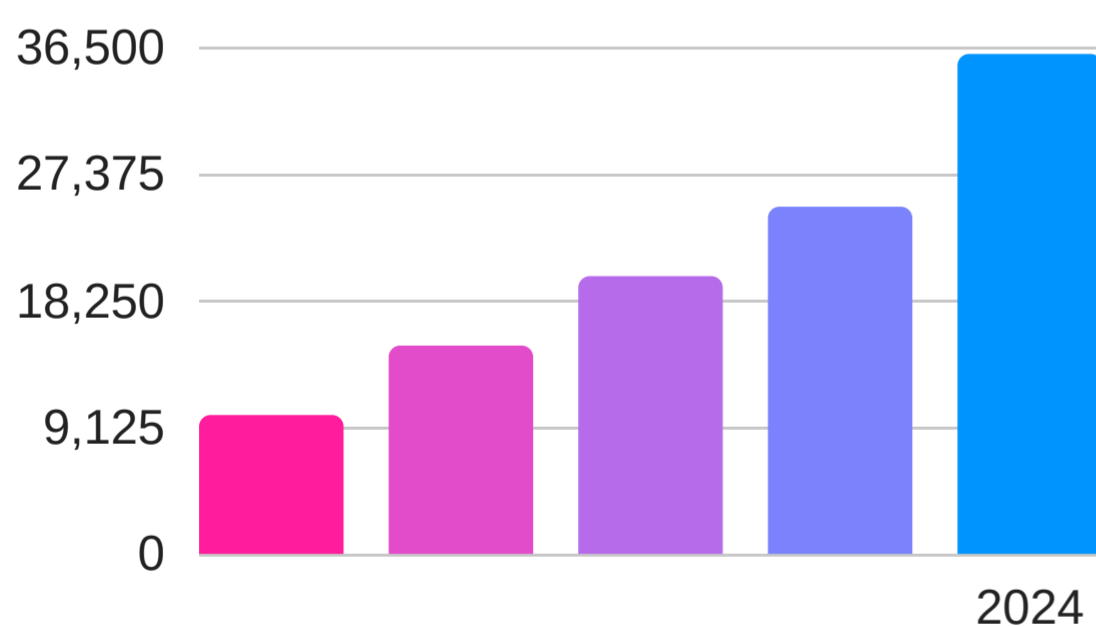


On average people work **31.3** hours a week

Economically Active



Predicted Job Growth



+57,000 jobs by 2024 in the North East

Sectors set to grow

Teaching and Education
Health and Social Work
Information Technology
Professional Services
Construction
Finance and Insurance

Where are the most jobs now?



Wholesale and Retail



Health and Social Care



Manufacturing



Education



Administration

South Central

Employment

78.7% of people are employed.
Higher than the UK average of **76.1%**.



Unemployment

3.1% of people are unemployed.
Lower than the UK average of **3.9%**.

Salary



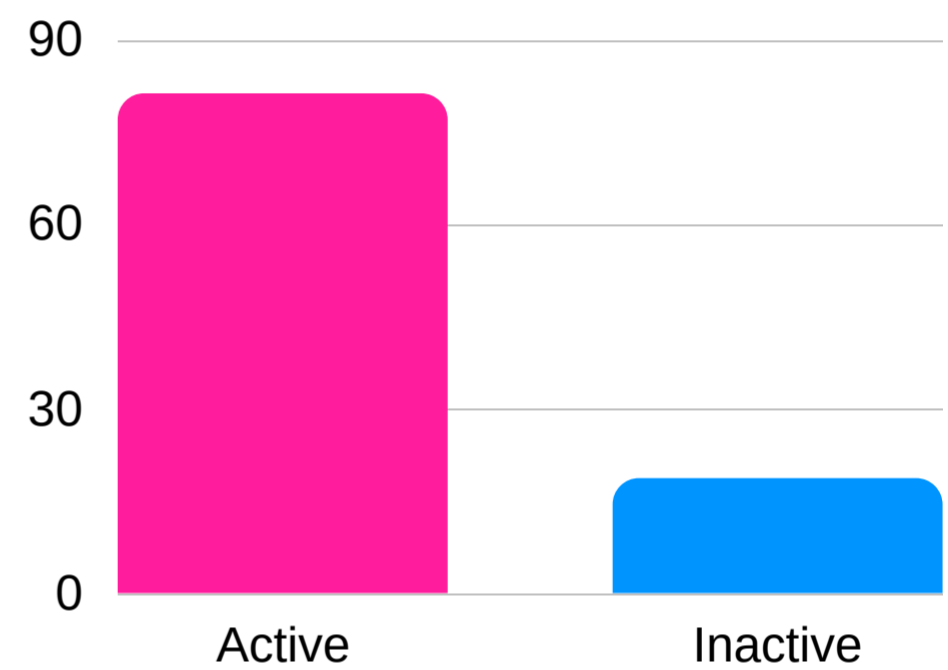
The average income is **£30,638** a year

Working Hours

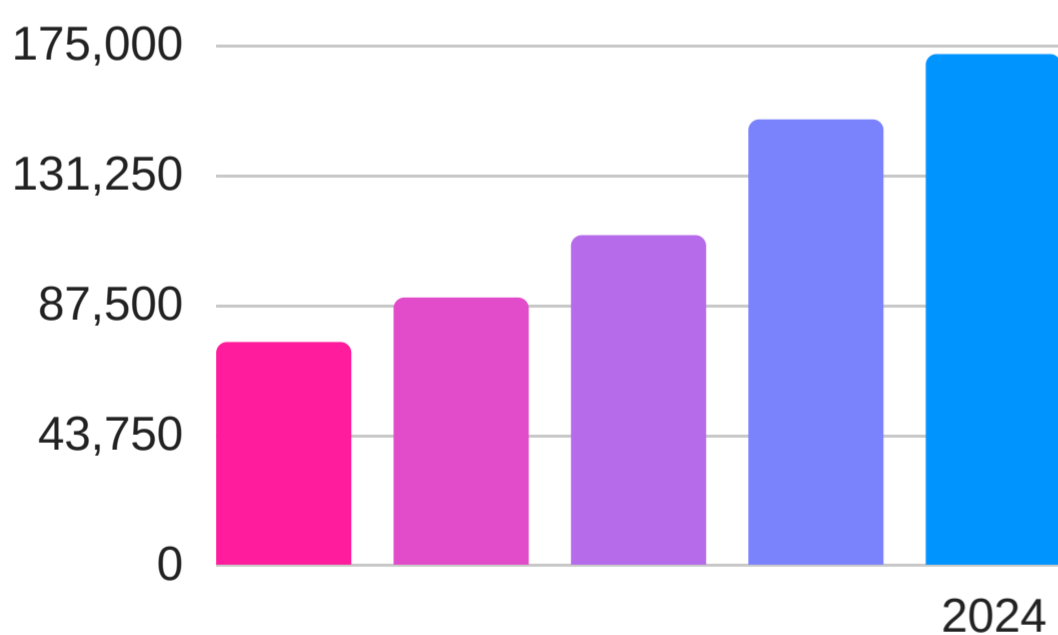


On average people work **31.4** hours a week

Economically Active



Predicted Job Growth



+172,000 jobs by 2024 in the South Central area

Growth hotspot!

Sectors set to grow

- Support Services
- Professional Services
- Information and Technology
- Construction
- Health and Social Care

Where are the most jobs now?



Wholesale and Retail



Science and Technology



Health and Social Care



Education



Administration

West Midlands

Employment

74% of people are employed.

Lower than the UK average of **76.1%**.



Unemployment

5.1% of people are unemployed.

Higher than the UK average of **3.9%**.

Salary



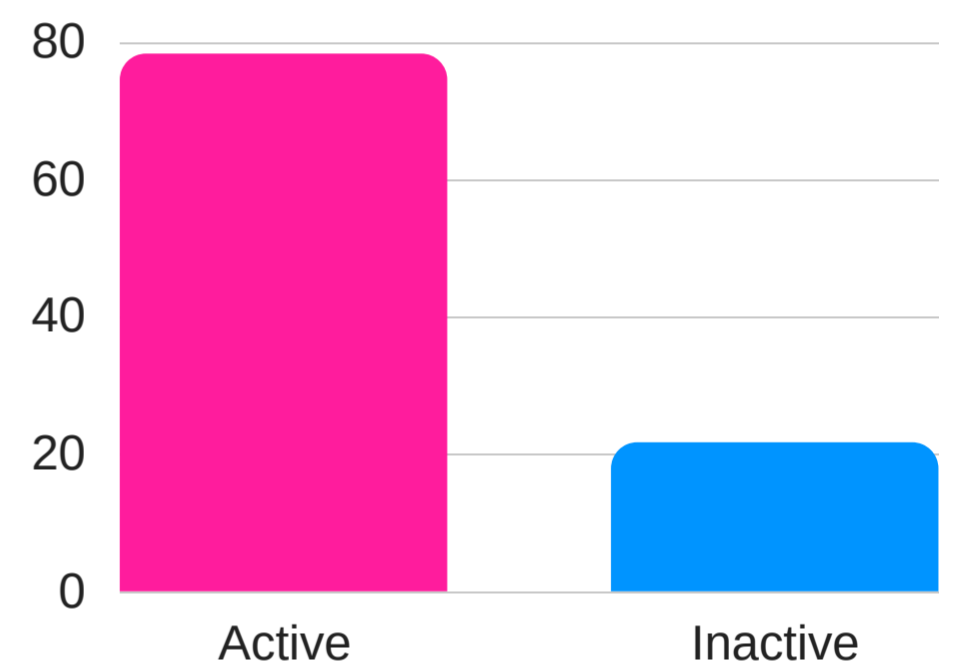
The average income is **£27,903** a year

Working Hours

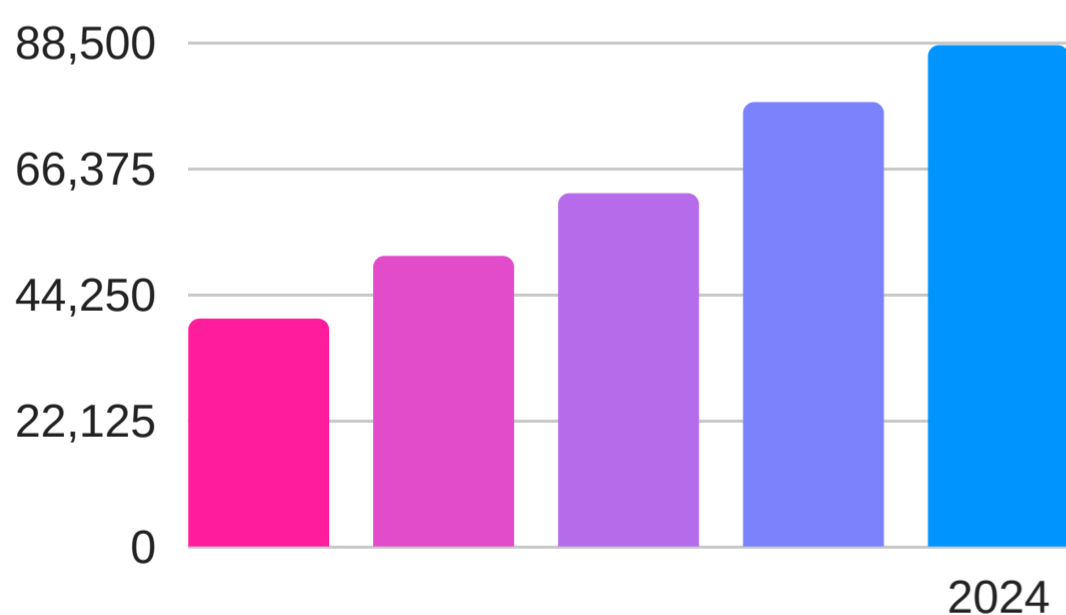


On average people work **31.7** hours a week

Economically Active



Predicted Job Growth



+88,000 jobs
by 2024 in
the West
Midlands

Sectors set to grow

Construction
Health and Social Work
Support Services
Transport and Storage
Professional Services

Where are the most jobs now?



Wholesale and
Retail



Health and
Social Care



Manufacturing



Education



Administration

Liverpool, Cumbria and Lancashire

Employment

75.1% of people are employed.
Lower than the UK average of **76.1%**.



Unemployment

3.6% of people are unemployed.
Lower than the UK average of **3.9%**.

Salary



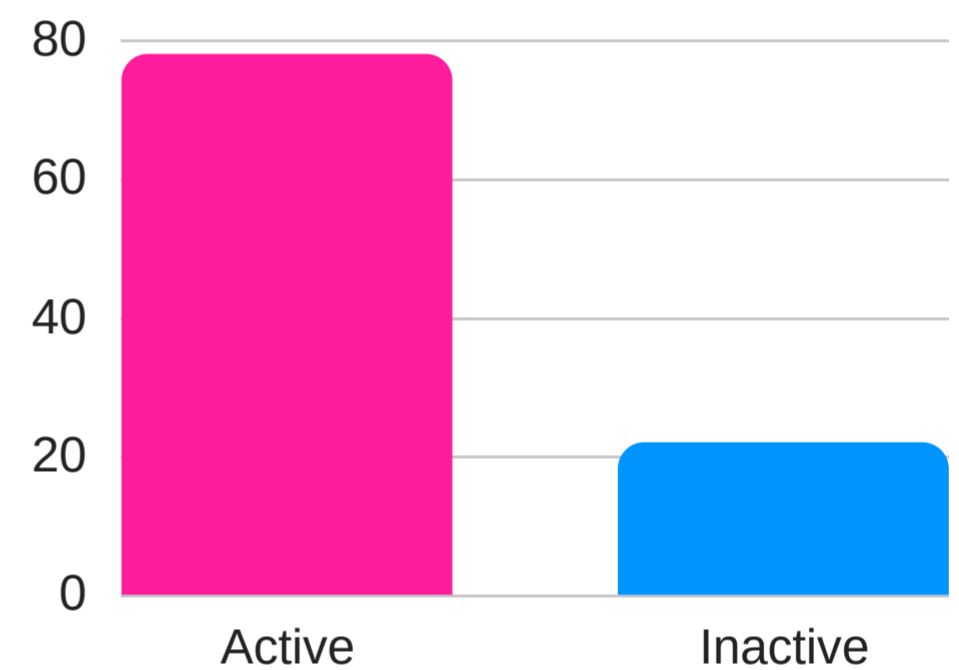
The average income is **£27,539** a year

Working Hours

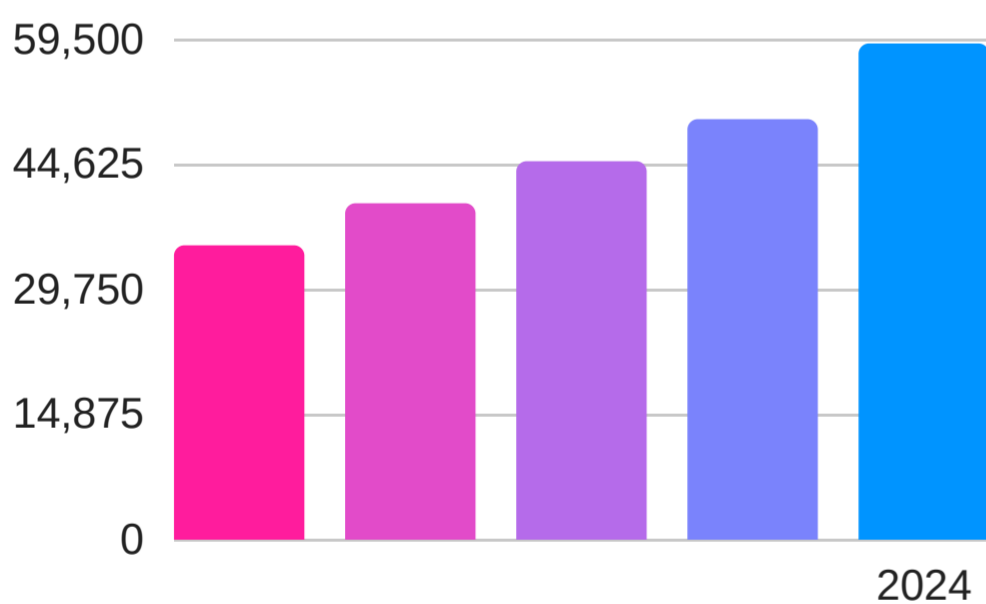


On average people **31.7** hours a week

Economically Active



Predicted Job Growth



+59,000 jobs by
2024 in
**Liverpool,
Cumbria and
Lancashire**

Sectors set to grow

Health and Social Care
Professional Services
Support Services
Information Technology
Construction
Wholesale and Retail

Where are the most jobs now?



Wholesale and
Retail



Health and
Social Care



Manufacturing



Administration



Education

London

Employment

75.4% of people are employed.
Lower than the UK average of **76.1%**.



Unemployment

4.2% of people are unemployed.
Higher than the UK average of **3.9%**.

Salary



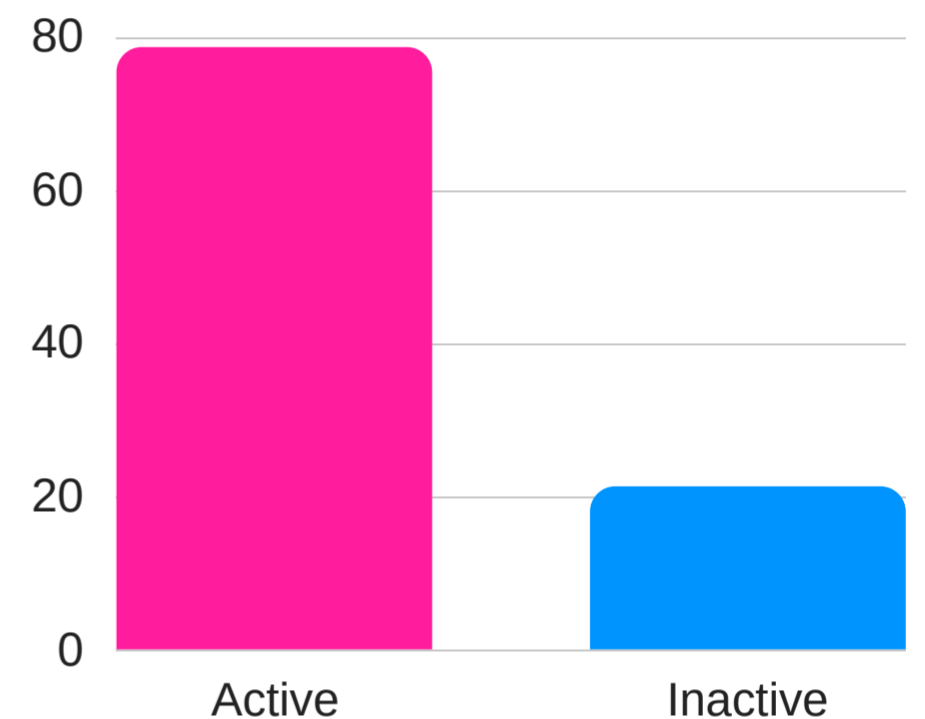
The average income is **£37,086** a year

Working Hours

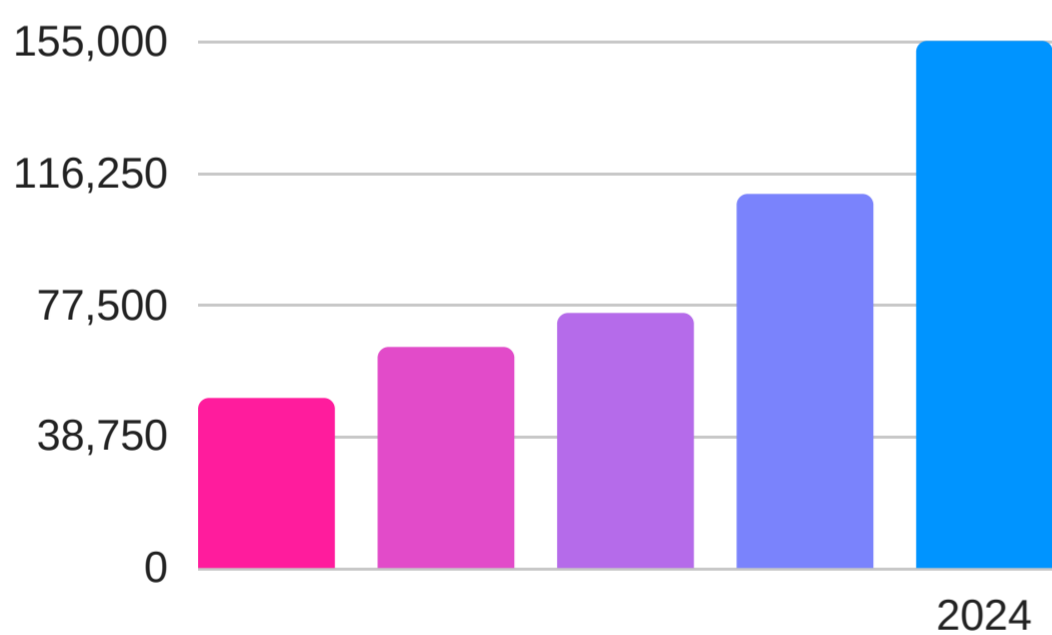


On average people work **33.5** hours a week

Economically Active



Predicted Job Growth



+155,000 jobs
by 2024 in
London

Growth hotspot!

Sectors set to grow

- Professional Services
- Information Technology
- Health and Social Work
- Construction
- Finance and Insurance

Where are the most jobs now?



Science and Technology



Administration



Wholesale and Retail



Health and Social Care



Information Technology

South East

Employment

78.7% of people are employed.

Higher than the UK average of **76.1%**.



Unemployment

3.1% of people are unemployed.

Lower than the UK average of **3.9%**.

Salary



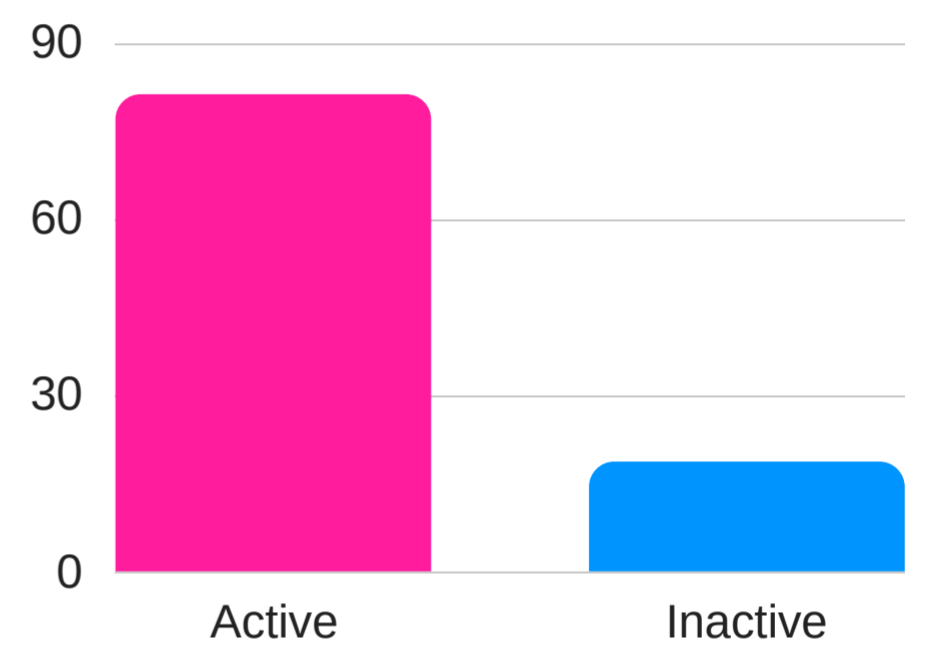
The average income is **£30,638** a year

Working Hours

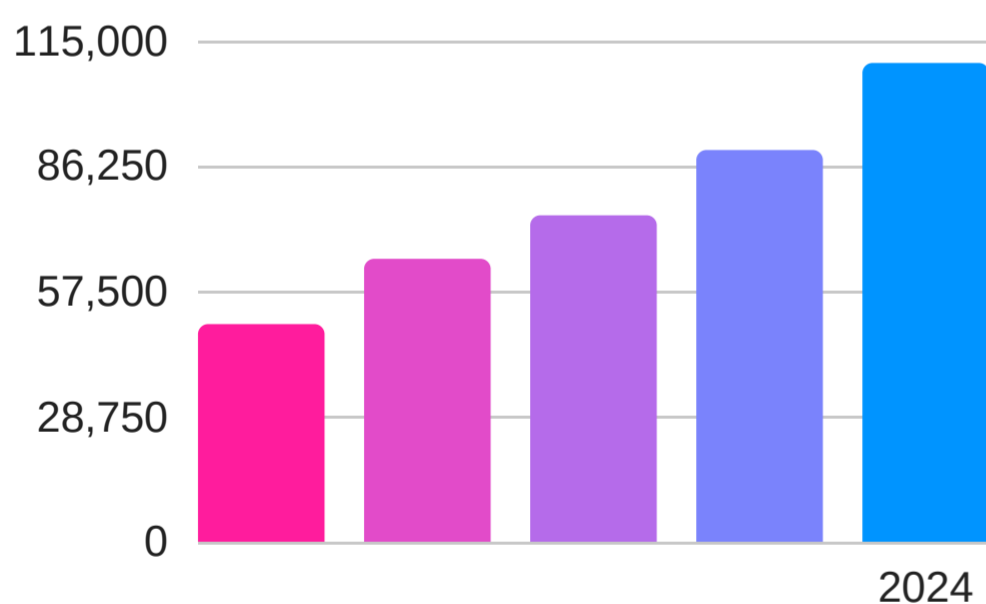


On average people work **31.4** hours a week

Economically Active



Predicted Job Growth



+110,000 jobs by 2024 in the South East

Sectors set to grow

- Construction
- Health and Social Work
- Professional Services
- Wholesale and Retail
- Support Services
- Transport and Storage

Where are the most jobs now?



Wholesale and Retail



Health and Social Care



Education



Science and Technology

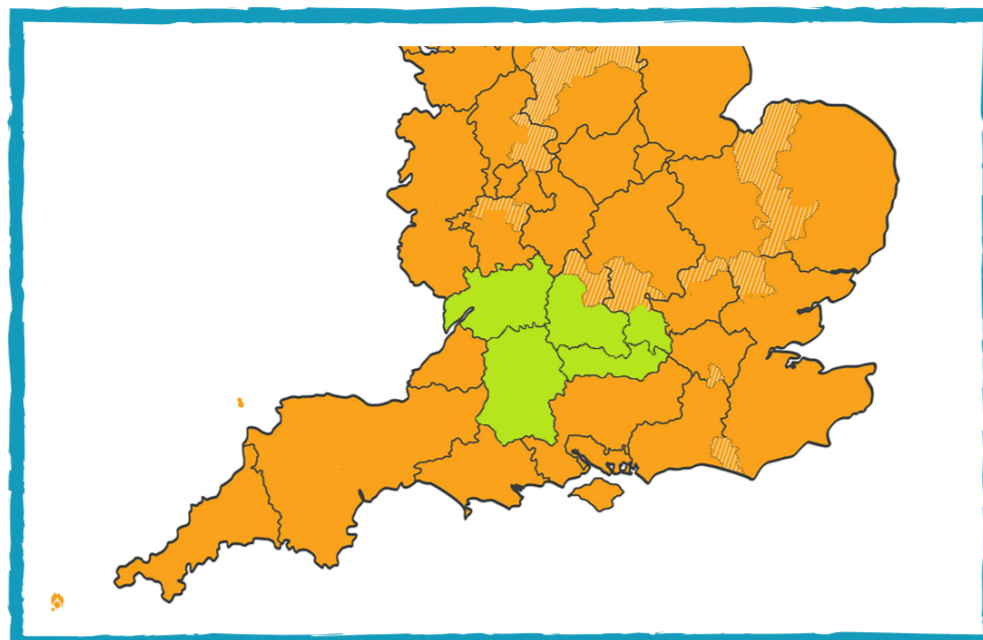


Administration

Thames Valley

Employment

79.8% of people are employed.
Higher than the UK average of **76.1%**.



Unemployment

3% of people are unemployed. Lower than the UK average of **3.9%**.

Salary



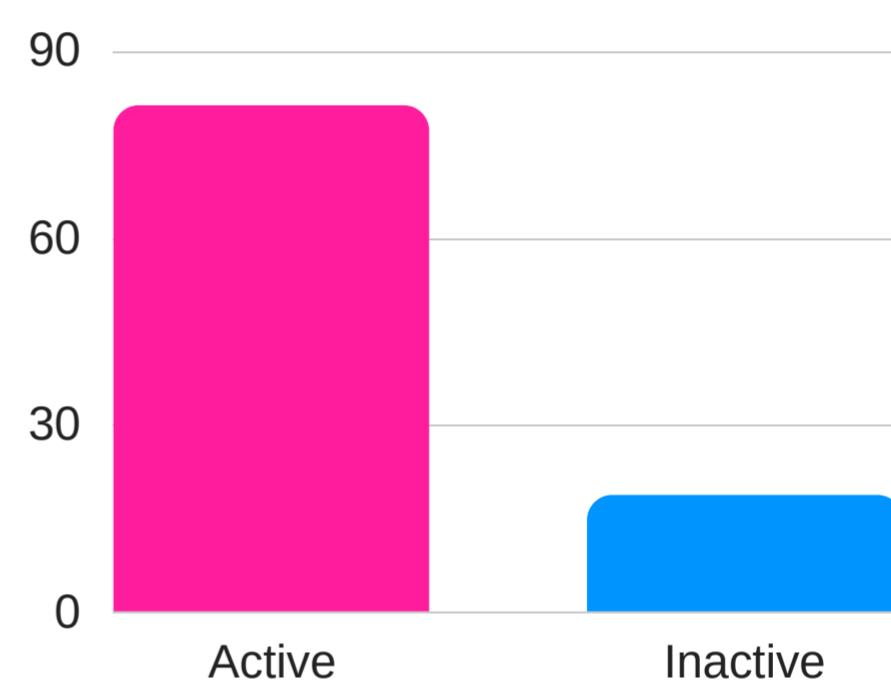
The average income is **£30,520** a year

Working Hours

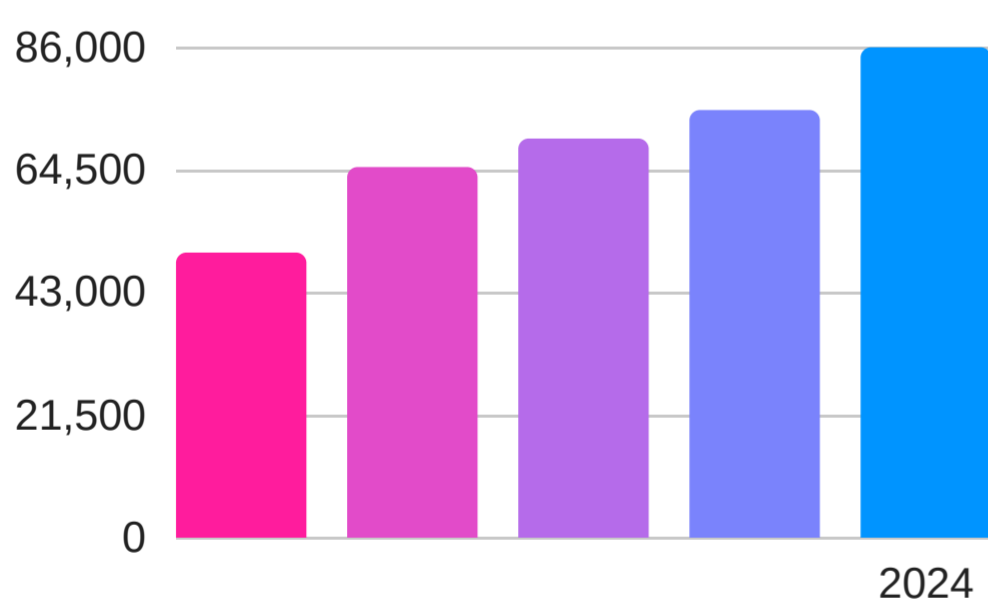


On average people work **30.9** hours a week

Economically Active



Predicted Job Growth



+130,000 jobs
by 2024 in
the Thames
Valley region

Sectors set to grow

- Construction
- Information Technology
- Professional Services
- Support Services
- Health and Social Work
- Wholesale and Retail

Where are the most jobs now?



Science and
Technology



Health and
Social Care



Information
Technology



Wholesale and
Retail



Administration

Yorkshire and Humber

Employment

74.4% of people are employed.

Lower than the UK average of **76.1%**.



Unemployment

5.2% of people are unemployed.

Higher than the UK average of **3.9%**.

Salary



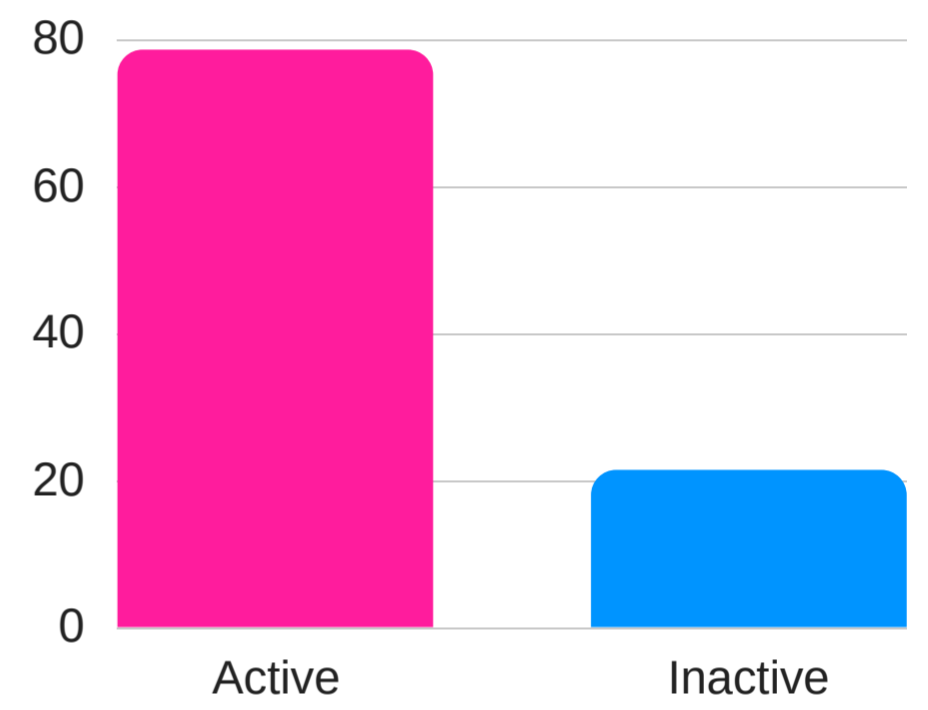
The average income is **£27,081** a year

Working Hours

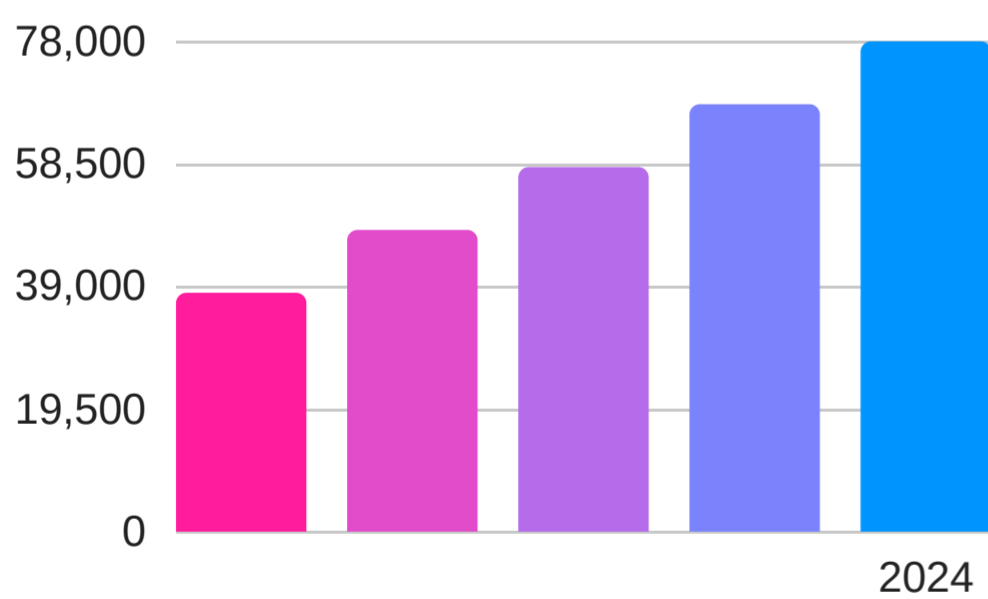


On average people work **31.4** hours a week

Economically Active



Predicted Job Growth



+78,000 jobs
by 2024 in
Yorkshire
and Humber

Sectors set to grow

Health and Social Work
Professional Services
Construction
Information Technology
Transport and Storage
Wholesale and Retail

Where are the most jobs now?



Wholesale and
Retail



Health and
Social Care



Manufacturing



Education



Administration